

Start between the dotted line and the bottom line.

1. circle to the left
2. short line down

Start on the top line.

1. long line down
2. circle to the right

Start just below the dotted line.

1. most of a circle to the left

Start between the dotted line and the bottom line.

1. circle to the left
2. long line down

Start between the dotted line and the bottom line.

1. short line across
2. most of a circle to the left

Start just below the top line.

1. candy cane (lift)
2. short line across

Start between the dotted line and the bottom line.

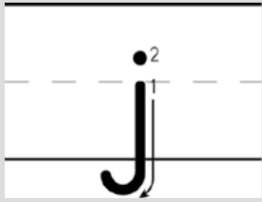
1. circle to the left
2. fish hook ending below bottom line

Start on the top line.

1. long line down
2. hump

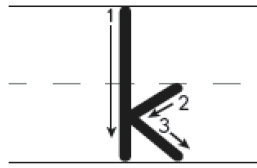
Start on the dotted line.

1. short line down (lift)
2. dot on top



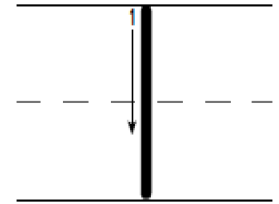
Start at dotted line.

1. fish hook ending below the bottom line (lift)
2. dot on top



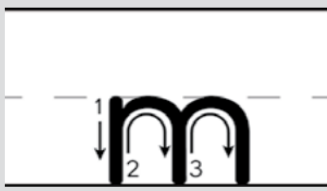
Start on the top line.

1. long line down (lift)
2. diagonal left
3. diagonal right



Start on the top line.

1. long line down



Start on the dotted line.

1. short line down
2. hump
3. hump



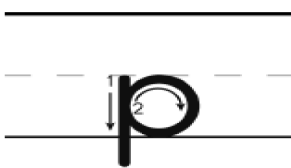
1. Start on the dotted line.
2. short line down
3. hump



Start between the dotted line and the bottom line.

1. circle to the left

Remember to put up the Sound Poster for /o/ and the Sound Card for 'o'.



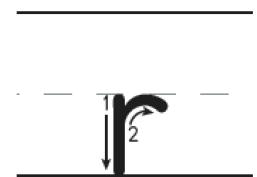
Start on the dotted line.

1. line down ending below bottom line
2. circle to the right



Start between the dotted line and bottom line.

1. circle to the left
 2. line down ending below the bottom line
- Start on the dotted line.
1. cup
 2. short line down



Start on the dotted line.

1. short line down
2. half a hump

Start just below the dotted line.

1. half circle to the left, half circle to the right

Start between the dotted line and the bottom line.

1. long line down (lift)
2. short line across

Start on the dotted line.

1. cup
2. short line down

Start on the dotted line.

1. diagonal right
2. diagonal up

Start on the dotted line.

1. diagonal right
2. diagonal up
3. diagonal right
4. diagonal up

Start on the dotted line.

1. diagonal right (lift)
2. diagonal left

Start on the dotted line.

1. diagonal right (lift)
2. diagonal left ending below the bottom line

Start on the dotted line.

1. short line across
2. diagonal left
3. short line across